



Government of Maharashtra

महाराष्ट्र शासन

STATE COMMON ENTRANCE TEST CELL, MAHARASHTRA STATE, MUMBAI.

राज्य सामाईक प्रवेश परीक्षा कक्ष, महाराष्ट्र राज्य, मुंबई

**Information Brochure for On-Line CET**

For

**First Year of Two Year Full Time Post Graduate Degree Course in  
Education leading to(Master of Education) M.Ed.**

**(Regular- Full Time- Course)**

**Academic Year:-2025-2026**

**STATE COMMON ENTRANCE TEST CELL**

Office Address:-

New Excelsior Cinema Building, 8<sup>th</sup> Floor, A.K. Nayak Marg, Fort, Mumbai:  
400 001

WEBSITE for CET Application form Filling/Admit card downloading and  
Score card downloading: <https://cetcell.mahacet.org/>

**(For Technical Help Only)**

**Mobile No. : 07969134401 & 07969134402 (10:00 AM to 06:00 PM)**

**Toll Free Number: 18002090191**

## INDEX

Sr. No.	ITEM	Page No.
I	<b>Index &amp; Activities and Scheduled Dates for M.Ed. CET Process-2025</b>	2
II	<b>Notifications and Resolutions for References</b>	3
1	<b>Introduction</b>	4
2	<b>Competent Authority</b>	4
3	<b>Eligibility for Appearing to MAH-M.Ed.CET-2025</b>	4-8
4	<b>MAH-M.Ed. CET-2025 Schedule</b>	8
5	<b>Examination Fees for MAH-M.Ed. CET-2025</b>	8-9
6	<b>Procedure for On-line Application Form Filling and Registration for MAH-M.Ed.CET-2025</b>	9-10
	<b>C. Payment of Examination Fees</b>	10-11
	<b>D. Guidelines for Scanning and Upload of Photograph and Signature</b>	11-13
7	<b>Download Hall Ticket through Candidates Login</b>	13
8	<b>Identity Verification</b>	13
9	<b>Candidates Reporting Late</b>	13
10	<b>Test Centre for CET</b>	14
11	<b>Syllabus and Marking Scheme for MAH-M.Ed. CET-2025</b>	14-15
12	<b>Guidelines for Persons with Disabilities using a Scribe</b>	15-17
13	<b>Action against Candidates found guilty of misconduct/ use of unfair means.</b>	17
14	<b>CET Test Information</b>	18
15	<b>On Line Examination</b>	18-20
16	<b>General Instructions (for Candidates)</b>	20-21
17	<b>Important Points to Remember</b>	21
18	<b>Other Guidelines</b>	21
19	<b>Scribe Declaration Form (Annexure I)</b>	22-23
20	<b>How to Fill up MAH-M.Ed. CET 2025 Form</b>	24

### Activities and Scheduled Dates for M.Ed. CET Process 2025

Sr.	ACTIVITY	SCHEDULE	
		First Date	Last Date
1	<b>On Line Registration and Confirmation of Application Form for MAH-M.Ed. Course CET 2025 through Computer connected to Internet on the website</b>	25/12/2024	25/01/2025
2	<b>Issue of Hall Ticket through login of successfully Registered Candidates</b>	<b>To be declared later on</b>	
3	<b>Date of On-Line MAH-M.Ed.CET 2025</b>	<b>Tentative date 16/03/2025</b>	
4	<b>Declaration of result of the MAH-M.Ed.-CET 2025 on the website</b>	<b>To be declared later on</b>	

➤ **Important Note:-**

- 1) The schedule displayed above is Provisional and Competent Authority may change the same under Unavoidable Circumstances.
- 2) The revised schedule, if any, will be notified on [www.mahacet.org](http://www.mahacet.org) only which is the Authentic/& Official site for CET 2025 Process.
- 3) Candidates are advised to download the Information Brochure and read it carefully before filling in the On Line Application.
- 4)The candidate filling in the on line application form is considered as deemed to have read the Information Brochure and have accepted the Terms & Conditions, Eligibility criteria and provisions in Government Notifications and rule governing the CET Process mentioned therein.

## **II. NOTIFICATIONS and RESOLUTIONS FOR REFERENCES:**

### **Read :-**

1. Government of Maharashtra Extra-ordinary Gazette Part-4-B-Extraordinary No :- 117 2<sup>nd</sup> May 2018. (Eligibility Criteria)
2. Government of Maharashtra Extra-ordinary Gazette Part-4 Extraordinary No:- 48 Regulation No:- 48-Dated 17<sup>th</sup> August 2015.(CET ACT)
3. Government Notification No. B.Ed. 4615/C.No.210/C.E.-2 Dated 21<sup>nd</sup> January 2016. (English)
4. Government of Maharashtra Extra-ordinary Gazette Part-4-B Extraordinary No : 20 Notification No:-B.Ed.4615/C.No.-210/C.E.-2 dated Friday 22<sup>nd</sup> January 2016 (Marathi Version)
5. Government of Maharashtra Extra-Ordinary Gazette Part-VIII Extraordinary No.72 Maharashtra Act No. XXX of 2006 dated 1<sup>st</sup> August 2006.
6. Government of Maharashtra Extra Ordinary Gazette Part IV- B No 18214<sup>th</sup> June 2019 (Amendment in Admission Rules of 2017)
7. National Council for Teacher Education, New Delhi Notification No. F-51-1/2014-NCTE(N&S) dated 28<sup>th</sup> November 2014, Appendix-13: Norms and Standards
8. Government of Maharashtra Gazette Extraordinary Part IV-B Extraordinary No.253 Friday, dated 30th June 2023.



Government of Maharashtra

महाराष्ट्र शासन

STATE COMMON ENTRANCE TEST CELL, MAHARASHTRA STATE, MUMBAI.

राज्य सामाईक प्रवेश परीक्षा कक्ष, महाराष्ट्र राज्य, मुंबई

### 1. Introduction:

Government of Maharashtra has established a State Common Entrance Test Cell (CET CELL) under Admission Regulatory Authority (ARA) as per the provision in Section 10 of Maharashtra Unaided Private Professional Educational Institutions (Regulation of Admissions and Fees) Act, 2015, (Herein after called the Act).

According to G.R. No. CET-2015/C.No.379/MSHI-2, Dated 4<sup>th</sup> December, 2015 and G.R. No. CET-2016/F.No.84/MSHI-2, Dated 7<sup>th</sup> April, 2016 the Competent Authority shall conduct the **MAH-M.Ed. Course CET 2025** for the admission to the First Year of the Two Year Full Time Professional Post -Graduate Degree Course in Education leading to M.Ed. Degree, **for the Academic Year 2025-2026.**

The admissions to the following institutes will be done by the Competent Authority, provided they are approved and recognized by Government of Maharashtra and are Affiliated to any of the Non-agricultural University in the State of Maharashtra State :

1. The Government College of Education offering M.Ed. Course,
2. All Government Aided Colleges (including Aided Minority Institutions) offering M.Ed. Course,
3. All University Departments offering M.Ed. Course,
4. All University Managed Institutes offering M.Ed. Course,
5. All Un-aided colleges (including Minority Institutions) offering M.Ed. Course, covered as per the Act.
6. All Self - Financed Government, Government Aided Institutions offering M.Ed. Course.

### 2. Competent Authority:

**Commissioner, State CET Cell** is the **Competent Authority** to conduct the MAH-M.Ed. CET 2025 as per the Provisions of 2(e) and Section 10 (2) of the Act dated **12<sup>th</sup> May 2015.**

### 3. Eligibility for Appearing to MAH-M.Ed. Course CET- 2025

**3.1.1 The Candidate should be an Indian Citizen.**

### **3.1.2. Educational Qualification for Maharashtra State Candidature:-**

Candidate should have obtained at least 50% Marks (Minimum 45% marks in case of Backward Class categories from the State of Maharashtra belonging to **SC, ST, VJ/DT\*-NT(A)\*, NT(B)\*, NT(C)\*, NT(D)\*, OBC\*, SBC\* Categories** having Caste Certificate, Caste Validity and Valid Non Creamy Layer Certificate\* valid up to 31 March 2026) or an Equivalent Grade in any one of the following programme :

(i) B.Ed.

(ii) B.A.-B.Ed./, B.Sc.-B.Ed.(Four Year Integrated Course)

(iii) B.El.Ed.

(iv) D.El.Ed. with an Undergraduate Degree (with 50% marks in Each Course.) (Minimum 45% Marks in case of Backward Class Categories from the State of Maharashtra only). From NCTE Approved College of Education affiliated to recognized Non-Agricultural University in India

### **3.1.3. Educational qualification for Outside Maharashtra State Candidate: (All India Candidature) (OMS)**

All Candidate belonging to OMS/ All India Candidature belonging to All Categories should have obtained at least 50% Marks or an Equivalent Grade in any one of the following programme:

(i) B.Ed.

(ii) B.A.-B.Ed./, B.Sc.-B.Ed.(Four Year Integrated Course)

(iii) B.El.Ed.

(iv) D.El.Ed./D.T.Ed. with an Undergraduate Degree (with 50% marks in Each Course.) from NCTE Approved College of Education affiliated to recognized Non-Agricultural University in India

#### **Explanation:-**

(I) : An Applicant/Candidate who has successfully completed i) B.Ed. ii) B.A.-B.Ed./B.Sc.-B.Ed. iii) B.El.Ed. from NCTE Approved College of Education, affiliated to recognized Non-Agricultural University in India a recognized University of India or has completed Diploma in Elementary Education from NCTE recognized Junior College of Education and has completed undergraduate degree from college affiliated to recognized Non-Agricultural University in India with minimum of 50% Marks in Aggregate\* minimum 45% Marks in Aggregate in case of Candidate belonging to Backward class belonging to State of Maharashtra) Ref:- (Government of Maharashtra Gazette, Extraordinary, Part-IV-B, No. 117, Dated 2<sup>nd</sup> May 2018 Page 4 and 5.)

#### **3.1.4 Provision for Appearing/Appeared Candidates:**

**Further provided that, the Candidates who are Appearing/ have appeared for the Qualifying Examination of the Academic Year 2025-2026 viz.**

(i) B.Ed. (ii) B.A.-B.Ed./, B.Sc.-B.Ed.(Four Year Integrated Course) (iii) B.El.Ed.

(iv) D.El.Ed. Qualified candidate who has appeared/appearing for Undergraduate Degree **for** On Line Registration and Confirmation of application form for MAH- M.Ed. Course CET 2025. Such candidates will be eligible for Admission only if they produce the

provisional/Degree Certificate of the Qualifying Examination and Mark Lists of all parts of the Qualifying Examination at the time of Admission. It is the responsibility of the Candidate to submit the University Marks Memo/List from the University before the Centralized Admission Process Registration.

Ref:- (Government of Maharashtra Gazette, Extraordinary, Part-IV-B, No. 117, Dated 2<sup>nd</sup> May 2018 Page 4 and 5.)

➤ **Important Notes:**

**Hall Ticket of CET Examination 2025 will only be generated for the course for which candidate has filled the CET Application form. CET application form filled for one course cannot be considered for other course. Hence, candidates are being requested to fill the form correctly for the course for which he/she want to take admission by appearing CET Examination.**

- Aggregate\* Marks mean the Grand Total of the Marks obtained by the candidate at the Diploma //Qualifying Degree on which the Class/Grade Certificate/Degree is awarded by the Board/ University.
- In case the candidates are awarded Grade/s,/CGPA instead of marks, at, HSC, Diploma/Degree Examination, the conversion of Grade/s, CGPA to percentage of marks would be based on the formula/procedure certified by the Board University/ Institution from where the candidate has obtained the Certificate /Bachelor's Degree. **The candidate will have to bring the necessary proof to that effect from the University/Board/ Institution. The Eligibility shall be decided based on the basis of the Equivalent marks. The Candidates will have to upload the Equivalence Certificate along with Marks Memo/ List at the time of Centralized Admission Process.**
- The percentage of marks shall be calculated by rounding off to two places after decimal. This rounding off will be applicable to the Percentage **above the Minimum percentage of marks required for qualifying examination** mentioned in 3.1 .2 and 3.1.3 above.
- **Important Note for NRI/OCI/PIO/FNS/CIWGC: The Candidate belongs to the type [Non Resident Indian, Person of Indian Origin, Overseas Citizen of India and Foreign National Students, Children of Indian Workers in the Gulf Countries] with following Academic Eligibility is not required to appear for CET Examination. They must apply only for Centralized Admission Process rounds as per the Schedule.**
- **National Council for Teacher Education has introduced Three Year Integrated B.Ed.-M.Ed. Course., for which CET CELL has been conducted the First CET in 2018. In view this new integrated course, the Regular Two Year M.Ed. Course may be discontinued by NCTE in the coming years provisionally from 2026 onwards as a policy shift. The Candidates and the Institutes should take a note of this.**

3.2 The candidate should fulfil the following eligibility criteria for following candidature types:

**(1) Maharashtra State Candidature.-**

**Eligibility Criteria for Maharashtra State Candidature Candidates: -**

Maharashtra State Candidature Type	Candidate Should Fulfil The Following Eligibility Criterion for Maharashtra State Candidature Types
Type-A	(i) A candidate passing Graduation or Post Graduation or equivalent Examination from a recognized Institution in Maharashtra or outside the Maharashtra, as the case may be ; and (ii) A candidate who is either domicile of Maharashtra and / or is born in Maharashtra ;
Type-B	A candidate who fulfills the criteria mentioned in clause (i) of “Type-A” but does not fulfil criteria mentioned in clause (ii) of “Type-A” above, but who or whose father or mother is domiciled in the State of Maharashtra and possesses domicile certificate.
Type-C	A candidate who fulfills the criteria mentioned in clause (i) of “Type-A” but does not fulfil criteria mentioned in clause (ii) of “Type-A” or “Type-B” but whose father or mother is an employee of the Government of India or Government of India Undertaking and who has been posted and reported to duty in the Maharashtra before the last date for submitting the Application Form for CAP.
Type-D	A candidate who fulfills the criteria mentioned in clause (i) of “Type-A” but does not fulfil criteria mentioned in clause (ii) of “Type-A”, “Type-B” and “Type-C” but whose father or mother is an employee or retired employee of the Government of Maharashtra or Undertaking of the Government of Maharashtra.
Type-E	A candidate passing Graduation and Or Post Graduation Examination or Equivalent Examination from a recognized institution from a disputed Maharashtra-Karnataka Border Area or from Maharashtra State, and residing in disputed Maharashtra-Karnataka Border Area and whose Mother tongue is Marathi.

(2) **All India Candidature Type:** - The Candidates having Indian Nationality are eligible under this Category (Candidate should have Domicile Certificate from the State where candidate belongs or Candidate should have a Birth certificate issued by the respective State Government). OMS [Out Side Maharashtra State] candidates i.e. All India Candidature candidates should fill their CET application form in Open Category.

**Explanation: -**

A) Candidates who have completed their Graduation & or Post Graduation qualifying examination from Out Side Maharashtra State & born Out Side Maharashtra & having a birth certificate issued by the respective State Government or they possess Domicile certificate from the respective State will come under All India Candidature candidate i.e. OMS candidate.

(3) **Minority Candidature:-** The Maharashtra domiciled Candidate belonging to a particular Linguistic or Religious Minority Community from within the State of Maharashtra and as notified by the Government are eligible under this Category (Those candidates who are claiming Minority Candidature, such **Candidate should have completed their Graduation & or Post Graduation qualifying examinations from the state of Maharashtra & should have Domicile Certificate from the State of Maharashtra, otherwise they cannot claim for Minority Candidature**).

Out Side Maharashtra State, candidates are not eligible for this minority candidature. Out Side Maharashtra State candidates, i.e. OMS (All India candidature Candidates) should fill the CET Application form in Open Category.

**(4) NRI Candidature.**—The Candidate who fulfils the conditions as defined in clause (n) of section 2 of the Act are eligible under this Category. **These candidates need not apply for CET. NRI candidates will have to register as foreign candidate in official CET portal. The registration link will be provided to the candidates.**

**(5) Foreign Student or OCI or PIO Candidature.**—The Foreign Student Candidates, as defined in clause (i) of section 2 of the Act, the Overseas Citizen of India (OCI) Candidate, as defined under clause (m) of rule 2 of the Notification No. CET 2015/C.R. 243/Mashi-2, Dated 2<sup>nd</sup> April, 2016 and Persons of Indian Origin (PIO) as defined in clause (o) of section 2 of the Act are eligible under this Category. **These candidates need not apply for CET.**

**These candidates need not apply for CET. Foreign Student or OCI or PIO candidates will have to register as foreign candidate in official CET portal. The registration link will be provided to the candidates.**

**(6) Jammu and Kashmir Migrant Candidature.**—

(a) The children of citizens, who are displaced from Jammu and Kashmir to any part of India or from unsafe border area of Jammu and Kashmir to a relatively safer place in Jammu and Kashmir from 1990 onwards due to terrorist activities; or

(b) The children of officers belonging to Indian Administrative Services (IAS) or Indian Police Services (IPS) or Indian Foreign Services (IFS) and children of staff belonging to Military and Paramilitary Forces transferred to Jammu and Kashmir to combat terrorist activities and joined the post on or before the last date for submission of application for admission; or

(c) The children of Staff and Officers of Jammu and Kashmir police engaged in combating terrorism; are eligible under this category.

**3.3 Validity Certificate & Non Creamy Layer Certificate:-** The Candidate belonging to SC/ST,DT/VJ\*, NT (A)\*, NT (B)\*, NT(C)\*, NT(D)\*, OBC\*, SEBC\* and SBC\* categories of Maharashtra State should produce “Caste Validity Certificate”, (along with valid Caste Certificate) issued by the Scrutiny Committee of the Social Welfare Department and the candidates belonging to ST category should submit “Tribe Validity Certificate” issued by the Scrutiny Committee of Tribal Department as is applicable to them and Valid Non Creamy Layer Certificate\* valid up to 31<sup>st</sup> March 2026 will have to be submitted by the candidates belonging to DT-VJ, NT-1, NT-2, NT-3,OBC , SBC category.

**3.3.1\*Important Note:-**If the candidates have the Valid Caste Certificate and Non-Creamy layer certificate valid up to 31<sup>st</sup> March 2026 should only apply under Category, otherwise they should apply under Open Category. Reserved Category. Candidates who do not have Caste Validity should apply for the same and produce the same before the Centralized Admission Process. Candidates of other States, belonging to All India Candidature should apply under Open Category only.

**3.4 Age Criteria: - There is no upper age limit for admission to MAH-M.Ed. CET Examination in the Academic Year 2025-2026.**

**3.5 Sanctioned Intake and Supernumerary Seats.** — (1) The Sanctioned Intake for First Year of Two year Post Graduate Course in Education leading to M.Ed. Degree Course shall be as per the approval given by the NCTE-Government and University which is competent for giving approval to said Course and affiliation given by the respective Affiliating University.



The Candidates will have to apply separately on line for Supernumerary seats in the CAP process, and submit the copy of the application form with self -attested documents to the Nodal Officer, Director, Higher Education, M.S. Pune as per the Schedule declared on the CAP web site.

(2) The Supernumerary seats for **MAH-M.Ed. CET 2025** will be within the Sanctioned Intake of the Institution.

(3) Allocation of seats for admission to the Professional Post-graduate Degree course leading to M.Ed. course in Government, Aided, Aided Minority, Government Aided University Departments, Unaided (Vina-Anudanit ) and unaided (*Vina-Anudanit*) Minority and Self-Financed University Department and Self-Financed divisions in Government and Government Aided will be according to **Annexure “A” and “B”** to Government Extra ordinary Gazette No 113 dated 5<sup>th</sup> May 2017 and Government Resolution No. CET-2017/C.E.-125-CE-2, Dated 12<sup>th</sup> May 2017.

(4) Allocation of seats for admission to the professional Post Graduate Degree course in Education to Unaided and unaided Minority will be according to Schedule-1 of Notification No. Government Extra ordinary Gazette No 113 dated 5<sup>th</sup> May 2017

#### 4. MAH-M.Ed. CET-2025 Schedule:

MAH-M.Ed. CET-2025 shall be conducted only in the **On-Line Mode** in **Multiple Sessions**, if required in selected centers in the State of Maharashtra and selected Centers from Other States. MAH-M.Ed. CET-2025 will be conducted. Candidates shall have to appear for the On-Line CET strictly as per the date and session allotted to them at the allotted Venue and Center. No candidate will be allowed to appear for the Test in other than the allotted Session. **No request for Centre, Venue and Session change will be entertained.**

#### 5. Examination Fees for CET:

Application Form Processing Fees as stated below is to be paid through on-line system only by Internet Payment, Credit Card/ Debit Card (RuPay./Visa/MasterCard/Maestro), Internet Banking, IMPS, Cash Cards/ Mobile Wallets for which the service charges, as per rules, shall be applicable in addition to the application form Processing Fees. No other mode of payment shall be permitted. **The fees once paid is non-refundable and non-transferable under any circumstances.**

CET Fee For <b>Open Category</b> candidates from Maharashtra State, <b>Out Side Maharashtra State</b> (OMS)/All India Candidates belonging to all Categories, and <b>J&amp;K Migrant Candidates</b> . On Line Application Form filling dates:	<b>Rs. 1200/-</b>
CET Fee-For Candidates belonging to Backward Class Categories (SC, ST, VJ/DT- NT (A), NT-1 (B), NT-2(C), NT-3(D), OBC, SEBC, EWS and SBC categories ) belonging to <b>Maharashtra State only</b> having <b>valid Caste Certificate</b> Caste Validity and having <b>valid Non-creamy Layer Certificate</b> valid up to 31 <sup>st</sup> March 2026 for DT-VJ, NT1, 2,3,OBC, SEBC and SBC.	<b>Rs. 1,000/-</b>
CET Fees for Orphan and Transgender candidates & PWD candidate from the State of Maharashtra only	<b>Rs. 1,000/-</b>

➤ **Special Note:-**

- 1) Candidate will be required to submit the Caste Certificate, Caste Validity Certificate and Non Creamy Layer certificate if applicable at the time of filling the CAP Application form to be considered under category.
- 2) Candidates having valid Caste Certificate, Caste Validity Certificate from Maharashtra State and Valid Non-Creamy Layer Certificate valid up to 31<sup>st</sup> March 2026 as applicable and belonging to Maharashtra State Candidature should only apply under Backward Class Category. Candidate who have completed their Qualifying Degree/Diploma from Out side Maharashtra University/ Board should apply under Open Category.
- 3) Candidate will be required to submit Economically Weaker Section (EWS) certificate in the prescribed format if applicable at the time of filling the CAP Application form.

## **6. Procedure for Online Application Form Filling and Registration for MAH-M.Ed. CET-2025**

In order to appear for **MAH-M.Ed. CET 2025**, the candidates are required to apply On-Line as per the procedure given below. No other mode of application will be accepted. Applicants/Candidates need not send the hard copy of the application to CET CELL.

Applicants are requested to follow the detailed procedures/guidelines as indicated below:

### **A) IMPORTANT POINTS TO BE NOTED BEFORE REGISTRATION**

**Before applying online, applicants should-**

- **Candidate should fill the form correctly for the course for which he/she want to take admission by appearing CET Examination. CET application form filled for one course cannot be considered for other course. Hall Ticket of CET Examination 2025 will only be generated for the course for which candidate has filled the CET Application form**
- Check for Eligibility Criteria mentioned in the Information Brochure.
- Scan their photograph and signature ensuring that both the photograph and signature adhere to the required specifications as given under Guideline for photograph & signature Scan and Upload.
- Have a valid e-mail ID and Mobile No., which should be kept active till the completion of this Admission Process. In case the candidate does not have the valid personal e-mail id, he/she should create his/her new E-mail ID and Mobile No before applying on line and must maintain that e-mail account and mobile no till the process is over.
- Arrange for Application Fees (Non- refundable), Bank Transaction charges for Online Payment of application fees/intimation charges will have to be borne by the Applicant/Candidate.

### **B) How to apply for Registration:-**

#### **On Line Application form filling and Registration Procedure for MAH-M.Ed. 2025 CET**

- (i) Applicants to visit CET website [https://cetcell.mahacet.org/CET\\_landing\\_page\\_2025/](https://cetcell.mahacet.org/CET_landing_page_2025/) and open the given link. For filling the Online Application Form, they should click on the option "APPLY ONLINE" which will open a new screen.
- (ii) To register application, choose the tab "**Click here for New Registration**" and enter Name, Contact details and E-mail ID. A Provisional Registration Number and Password will be generated by the system and displayed on the screen. Applicant should note down the Provisional Registration Number and Password in their Note book and preserve it. An Email and SMS indicating the Provisional Registration Number and Password will also be sent on the Mobile Number given by the candidate.

- (iii) In case the applicant is unable to complete the application form in one go, he/she can save the data already entered by choosing "SAVE AND NEXT" tab. Prior to submission of the online application applicants are advised to use the "SAVE AND NEXT" facility to verify the details in the online application form and modify the same if required. Visually impaired candidates should fill the application form carefully and verify/get the details verified to ensure that same are correct prior to Final Submission of the On Line Application form.
- (iv) Applicants are advised to carefully fill and verify the details filled in the online application themselves **as no change will be possible/ entertained after clicking the FINAL SUBMIT BUTTON**. Candidates should modify the details filled in if required before finally submitting
- (v) The Name of the applicant or his/her Father/Husband etc. should be spelt correctly in the application as it appears in the SSC/HSC/equivalent Certificates/ Mark sheets. Any change/ alteration found may disqualify the Candidature.
- (vi) Applicants should validate their filled in details and Save their filled in application by clicking the '**Validate Your Details**' and '**Save & Next**' button.
- (vii) Applicants can proceed to upload Photo & Signature as per the specifications given in the Guidelines for Scanning and Upload of Photograph and Signature .
- (viii) Applicants can proceed to fill other details of the Application Form.
- (ix) Click on the Preview Tab to preview and verify the entire application form before FINAL SUBMISSION.
- (x) Modify details, if required, and click on '**FINAL SUBMIT ONLY**' after verifying and ensuring that the photograph, signature uploaded and other details filled by you are correct.
- (xi) Click on '**Payment**' Tab and proceed for payment.
- (xii) Click on '**Submit**' button.

**C) Payment of Examination Fees**

- (i) The application form is integrated with payment gateway and the payment process can be completed by following the instructions.
- (ii) The payment can be made by using Debit Cards (RuPay/Visa/MasterCard/Maestro). Credit Cards, Internet Banking, IMPS, Cash Cards/ Mobile Wallet.
- (iii) After submitting your payment information in the online application form, *PLEASE WAIT FOR THE INTIMATION FROM THE SERVER. DO NOT PRESS BACK OR REFRESH BUTTON IN ORDER TO AVOID DOUBLE CHARGE.*
- (iv) On successful completion of the transaction, an e-Receipt will be generated.
- (v) Non-generation of 'e-Receipt' indicates PAYMENT FAILURE. On failure of payment, applicants are advised to login again using their Provisional Registration Number and Password and repeat the process of payment.
- (vi) Applicants are required to take a printout of the e-Receipt and online application form containing fee details and preserve it properly. **Please note that if the same cannot be generated, online transaction may not have been successful.**
- (vii) For Credit Card users: All charges are listed in Indian Rupee. If you use a non-Indian credit card, your bank will convert to your local currency based at prevailing exchange rates.
- (viii) To ensure the security of your data, please close the browser window once your transaction is completed.
- (ix) There is facility to print application form containing fee details after payment of fees. **Candidates are advised to take a print out of the application form containing fee-details and preserve it.**

- (x) **The copies of the CET Application Form, Fee Receipt and Hall ticket will be required for Admission Purpose, Hence the Candidate should keep them in safe custody**

#### **D) GUIDELINES FOR PHOTOGRAPH & SIGNATURE SCAN AND UPLOAD**

Before Applying On Line, Candidate should scan (digital) image of his/her recent photograph and signature as per the specifications detailed below:

##### **I. PHOTOGRAPH IMAGE:**

- Photograph must be a recent, passport size, color picture.
- The picture should be in color, taken against a light-coloured, preferably white background.
- Look straight at the camera with a relaxed face.
- If the picture is taken on a sunny day, have the sun behind you, or place yourself in the shade, so that you are not squinting and there are no harsh shadows.
- If you have to use flash, ensure there's no "red-eye". The light should be even and balanced to avoid shadows on the face.
- Background behind the face should be properly illuminated to avoid shadows in the background
- If you wear glasses make sure that there are no reflections and your eyes can be clearly seen.
- Photographs taken wearing Caps, Hats and Dark Glasses are not acceptable. Religious headwear is allowed but it must not cover your face. Your face should be clearly visible.
- Dimension 200 x 230 pixels is preferred. The photograph should be of the size of 2 inch x 2 inch (51 mm x 51 mm).
- Fluorescent or other lighting with unbalanced colour may cause unwanted colour cast in the photo. Appropriate filters can eliminate improper colour balance
- Size of Photo file should be between 20kb-50kb.
- Ensure that the size of the scanned image is not more than 50KB. If the size of the file is more than 50KB, then adjust the settings of the scanner such as the DPI resolution, No. of colours etc. during the process of scanning.
- Make sure photo presents full head from top of hair to bottom of chin; height of head should measure 1 inch to 1-3/8 inches (25 mm to 35 mm). Make sure eye height is between 1-1/8 inches to 1-3.
- Candidate should also ensure that Photo is uploaded at the place of Photo and Signature at the place of Signature. If the photo is not uploaded at the place of Photo Admission for Examination will be rejected/denied. Candidate him/herself will be responsible for the same.
- Candidate must ensure that Photo to be uploaded is of required size and the face should be clearly visible.

##### **II. SIGNATURE IMAGE :**

- The applicant has to sign on white paper with Black Ink pen.
- The signature must be signed only by the applicant and not by any other person.
- The signature will be used to put on the Hall Ticket and wherever necessary.

- The applicant's signature obtained on the call letter and attendance sheet at the time of the examination should match with the uploaded signature. In case of mismatch of signature, the applicant may be disqualified.
- Dimensions 140 x 60 pixels is preferred.
- **Size of file should be between 10kb-20kb.**
- Ensure that the size of the scanned image is not more than 20KB.
- Signature in CAPITAL LETTERS shall NOT be accepted.
- **Candidates should ensure that the signature uploaded is clearly visible.**

### III. SCANNING THE PHOTOGRAPH & SIGNATURE

- Set the scanner resolution to a minimum of 200 dpi (Dots per Inch).
- Set Color to True Color.
- File Size as specified above.
- Crop the image in the scanner to the edge of the Photograph/Signature, then use the upload editor to crop the image to the final size (as specified above).
- The image file should be JPG or JPEG format. An example file name is: image01.jpg or image01.jpeg Image dimension can be checked by listing the folder files or moving the mouse over the file image icon. Applicants using MS Windows/MS Office can easily obtain photo and signature in .jpeg format not exceeding 50KB & 20KB respectively by using MS Paint or MS Office Picture Manager. Scanned photograph and signature in any format can be saved in .jpg format by using 'Save As' option in the File menu and size can be reduced below 50KB (photograph) & 20KB (Signature) by using crop and then resize option [Please see point (i) & (ii) above for the pixel size] in the 'Image' menu. Similar options are available in other photo editor also.
- If the size and format are not as prescribed, an error message will be displayed.
- While filling in the Online Application Form the applicant will be provided with a link to upload his/her Photograph and Signature.

### IV. Procedure for Uploading the Photograph and Signature

- There will be two separate links for uploading Photograph and Signature.
- Click on the respective link "Upload Photograph/ Upload Signature".
- Browse and Select the location where the Scanned Photo/Signature file has been saved.
- Select the file by clicking on it.
- Click the 'Open'/'Upload' button
- An online application which is incomplete in any respect such as without Photograph and Signature uploaded in the online application form/unsuccessful fee payment will not be considered as valid.

#### Note:-

**(1) In case the face in the photograph or signature is unclear, the application/admission in Examination will be rejected.** After uploading the Photograph/signature in the on line application form candidates should check that the images are clear and have been uploaded correctly. In case the photograph and signature is not prominently visible, the candidate may edit his/her application and re-upload his/her photograph or signature, prior to submitting the form.

(2) **After registering on-line candidates are advised to take printout of their system generated on-line Application Form.** CET Application form is an essential document for Admission. **The candidates should carefully preserve it in hard copy and soft copy format.**

#### **7. Download Hall Ticket through Candidate's Log-in.**

As per the schedule given the candidates will have to visit the [www.mahacet.org](http://www.mahacet.org) <http://cetcell.mahacet.org/> website for downloading Hall Ticket for on-line Test. Intimations for downloading Hall Ticket will also be sent through E-mail/SMS. Once the candidate clicks the relevant link, he/ she can access the window for Hall Ticket download. The candidate is required to use i) Registration Number/ Roll No, ii) Pass-word/ Date of Birth for downloading the Hall Ticket. The candidate needs to affix recent recognizable photograph on the Hall Ticket, preferably the same provided during registration and appear at the examination centre with i) Hall ticket ii) Photo Identity Proof as stipulated below and also specified in the Hall Ticket and photo Identity proof as brought in original.

**The Hall Ticket with original photo pasted on it having signature of the candidate and the Invigilator will be required at the time of Admission. Candidates are advised to preserve it carefully.**

#### **8. Identity Verification:**

In the examination hall, the Hall Ticket along with original of the Candidate's currently valid photo identity (bearing exactly the Same Name as it appears on the Hall Ticket.) Such as PAN Card, Pass port/Permanent Driving License/Voters Card/ Bank Pass Book with photograph/ photo- identity proof issued by the Gazzetted officer on official letter head along with the photograph/Photo identity proof issued by the People's Representative on the official letter head along with photo graph/ valid recent identity card issued by the recognized College/ University/ Aadhar Card with photograph/ E-Aadhar Card / Employee ID/ Bar Council Identity Card with photograph should be submitted to the invigilator for verification. The candidate's identity will be verified with respect to his/her details on the Hall Ticket, in case original valid original Photo Identity Proof is not produced, the candidate may not be allowed to appear for the Examination. The Candidates must remember that Ration Card and Learner's Driving License is not valid ID proof for the Examination and Soft Copies of the Identity Card are not allowed.

- **Note:** Candidates have to produce in original the photo identity proof along with CET Examination Hall Ticket while attending the Examination, without which they will not be allowed to take up the examination. Candidates must note that the name as appearing on the Hall Ticket (provided during the process of registration) should reasonably match the name appearing as on photo identity proof. Female candidates who have changed their first /last / middle name post marriage must take special note of this. **If there is any mismatch between the name indicated in the Hall Ticket and Photo Identity Proof, the candidate will not be allowed to appear for the Examination. In case of candidates who changed their name will be allowed only if they produce Gazette Notification./ their Original Marriage Certificate/ Affidavit in Original.**

- 9. Candidates Reporting Late:** The candidates reporting the Venue of the Examination after reporting time specified on the Hall Ticket for the Examination will not be permitted to take the Examination. The reporting time mentioned on the Hall Ticket is prior to the start time of the Test. Though the duration of the examination is of **90 ( Ninety) Minutes**, candidates may be required to be at the venue for about **150 (One Hundred Fifty) Minutes** including the time required for competition of various formalities such as verification, collection of various requisite documents, logging in, giving of instructions etc.

#### **10. Test Centers for CET:**

1. MAH-M.Ed. CET 2025 will be conducted in the **Selected Cities** in **Maharashtra State**. The cities in which **MAH-M.Ed. CET 2025** will be conducted are designated as “Centers” for the CET.
2. Each Centre may have many “Venues” depending upon the number of candidates appearing at that Centre.
3. A candidate appearing for CET shall give his/her preference for the Centre, however, the Competent Authority reserves the right to allocate the Centre and Venue.
4. The examination will be conducted On-Line at Venues given in the respective Hall ticket.
5. No request for change of Centre/Venue/Date/ Session for the Examination shall be entertained.
6. Competent authority, however, reserves the right to cancel any of the Examination Centres and /or add some other Centres, at its discretion, depending upon the response, administrative feasibility etc.
7. Competent Authority also reserves the right to allot the candidate to any centre other than the one he/she has opted.
8. Candidate will appear for the CET Examination at the Examination Centre at his/her own risk and expenses and Competent Authority will not be responsible for any injury or losses etc. of any nature.
9. Choice of Centre once exercised by the candidate will be Final.
10. If sufficient number of Candidates do not opt for a particular Centre for Online Examination, Competent Authority reserves the right to allot any other adjunct Centre to those candidates OR if the number of the candidates is more than the capacity available for online examination for a Centre, Competent Authority reserves the right to allot any other Centre to the Candidate.

## 11. Syllabus and Marking Scheme for MAH-M.Ed. CET 2025:

11.1 The On Line CET comprises of **one paper** with **Five Sections**:

Sr. No.	Area	No of questions	Marks per question	Total Marks
1	Educational Philosophy- and Educational Sociology	20	1	20
2	Educational Psychology	20	1	20
3	Educational Evaluation and Educational Statistics	20	1	20
4	School Administration and Management	20	1	20
5	Information and Communication Technology and Research Aptitudes	20	1	20
	<b>Total</b>	<b>100</b>		<b>100</b>

### 11.2 Contents of Syllabus:

1. (a) **Educational Philosophy:** Idealism, Realism, Naturalism and Pragmatism.

**Philosophers:** Rabindranath Tagore, Mahatma Gandhi, Mahatma Phule, Rousseau, John Dewey and Plato.

**(b) Educational Sociology :** Education as an instrument of Change, Globalization, Modernization, National Integration, Value Education, Women Empowerment and Inclusive Education.

**II) Educational Psychology :** Personality, Intelligence, Theories of Learning, Mental Health, Social Psychology, Models of Teaching, Constructivism, Guidance and Counseling (Concept).

**III) (a) Educational Evaluation:** Concept, Types, Techniques, Methods, Taxonomy of Objectives.

**(b) Educational Statistics:** Measures of Central Tendency and Measures of Variability.

**IV) School Administration and Management:** Kothari Commission, National Educational Polity, National Knowledge Commission, School Administration and Management, Current Events, Right to Education, Law regarding Education, Indian Education System and Educational Problems, Secondary School Code.

**V) Information and Communication Technology & Research Aptitude :** Use of Computers in Education (with reference to teaching, Learning, Evaluation and Administration) and Research Aptitude.

11.2 The questions will be objective Multiple Choice Questions with Four options.

11.3 There is **No Negative Marking**.

11.4 The time allotted is **One Hour Thirty Minutes** i.e. **Ninety Minutes**.

11.5 The Questions will be in English and Marathi.

## **12. Guidelines for Persons with Disabilities using a Scribe:**

The Visually impaired candidates and candidates whose writing speed is adversely affected permanently for any reason can use their own scribe at their own cost during the On Line CET subject to limit as detailed in (i) and (ii) below. In all such cases where a scribe is used, the following rules will apply:

- The candidate will have to arrange his/her own scribe at his/her own cost.
- The Scribe arranged by the candidate should not be a candidate for the same examination. If violation of above is detected at any stage of the process; candidature of the both the candidates and the scribe will be cancelled. The candidate eligible for and who wish to use service of the scribe in the Examination should invariably carefully indicate the same in the On Line application form. Any subsequent request will not be favourably entertained.
- The person acting as a Scribe for one candidate cannot be a scribe for another candidate.
- The Scribe can be from any academic discipline.
- Both, the candidate as well as the scribe, will have to give a suitable undertaking confirming that the scribe fulfils all the stipulated eligibility criteria for a scribe mentioned below. Further in case it later transpires that he/she did not fulfil any laid down eligibility criteria or suppressed material facts the candidature of the applicant will stand cancelled, irrespective of the result of the On line CET examination.
- The candidate who uses a Scribe shall be eligible for Compensatory Time of 20 minutes for every hour of the examination.
- Only candidates registered for Compensatory time will be allowed such concessions since compensatory time given to the candidates shall be System Based, it shall not be possible for the Competent Authority to allow such time if he/she is not registered for the same. The Candidates not registered for compensatory time shall not be allowed such concessions.
- Scribe should not answer on his/her own. Any such behaviour observed will result in cancellation of Candidature.



**(i) Guidelines for Candidates with Locomotors Disability and Cerebral Palsy:-**

- A Compensatory time of 20 minutes per hour or otherwise advised shall be permitted for the candidates with Locomotors disability and Cerebral Palsy where dominant (Writing ) extremity is affected to the extent of the slowing the performance of function (Minimum of 40% impairment).

**(ii) Guidelines for Visually Impaired Candidates:-**

- Visually impaired candidates (who suffer from not less than 40% of disability may opt to view the contents of the Test in magnified font and all such candidates will be eligible for compensatory time of 20 minutes for every hour or otherwise advised for Examination.
- The facility of viewing the content of the test in the magnifying fonts will not be available to visually impaired candidates who use the services of the Scribe for the Examination. The Details of the Applicability of Scribe and /or Extra time for various types of Disabilities are given in the following table:-

Types of Specified Disability	Sub Type	Whether scribe is allowed	Whether Extra time is allowed
<b>1)Physical Disability</b> <b>A) Locomotor Disability</b>	1) Leprosy Cured Person	If opted by candidate	If opted by candidate
	2) Cerebral Palsy i) Dominant Arm/Both Arms affected ii) Stiff Back & Hips	YES	YES
	3) Dwarfism	NO	NO
	4) Muscular Dystrophy	If opted by candidate	If opted by candidate
	<b>B) Visual Impairment</b>	5) Acid Attack Victims	NO
<b>C)Hearing Impairment</b>	6) Blindness	YES	YES
	7) Low Vision	YES	YES
<b>2)Intellectual Disability</b> a) Specific learning disabilities  b) Autism Spectrum Disorder	10) Dyslexia	If opted by candidate	If opted by candidate
	11) Dysgraphia	If opted by candidate	If opted by candidate
	12) Dyscalculia	If opted by candidate	If opted by candidate
	13) Dyspraxia	If opted by candidate	If opted by candidate
	14) Developmental aphasia	If opted by candidate	If opted by candidate
	15) Autism spectrum disorder	If opted by candidate	If opted by candidate
<b>3)Mental Behaviour</b>	16) Mental Illness	If opted by candidate	If opted by candidate

Types of Specified Disability	Sub Type	Whether scribe is allowed	Whether Extra time is allowed
4) Disability Caused due to :-a) Chronic Neurological Conditions	17) Multiple Sclerosis	YES	YES
	18) Parkinson's Disease	YES	YES
b) Blood Disorder	19) Haemophilia	NO	NO
	20) Thalassemia	NO	NO
	21) Sickle cell disease	NO	NO
5) Multiple Disabilities	22) More than one of the above specified disabilities	YES	YES

These guidelines are subject to change in terms of Government of India Guidelines/clarifications, if any, from time to time.

The Candidates should give declaration along with the form as per **Annexure - I**

### 13. Action Against candidates found guilty of misconduct/ use of unfair means:

Candidates are advised in their own interest that they should not furnish any particulars that are false, tampered with or fabricated and should not suppress any material information while submitting On-line application. At the time of examination or in subsequent admission procedure, if a candidates found guilty of:-

- (i) Using unfair means, or
- (ii) Impersonating or procuring impersonification by any person, or
- (iii) Misbehaving in the Examination Hall or disclosing , publishing, reproducing, or any information therein in whole or part thereof in any form or by any means, verbal or written, electronically or mechanically for any purpose, or
- (iv) Resorting to any irregular or improper means in connection with his/her candidature, or
- (v) Obtaining support of his/her candidature by unfair means, or
- (vi) Carrying Mobile Phones or similar electronic devices of communication in the examination hall, such a candidate may, in addition to rendering himself/herself liable to criminal prosecution, be liable to be disqualified from the examination/admission. The candidate himself/herself will be responsible for the possible consequences.

### 14. CET Test Information:-

A. The time for the Test is Ninety (90 Minutes); however, you may have to be at the venue for approximately Three and half hours including the time required for logging in, collection of the Hall Ticket, going through instructions etc.

In line test will be in English and its translation in Marathi.

The Candidate can attempt any question at any point of time within this 90 minutes.

All the questions will have multiple choices.

Out of the four answers to a Question only one will be the Correct Answer.

The candidate will have to select most appropriate answer and 'Mouse Click' that alternative which the candidate feels to be appropriate/correct. The alternative/option that the candidate has clicked on will be treated as the candidate's answer to that question.

There will be no penalty for the wrong answer marked by the candidate. However, the candidate is advised not to mark answers by random guessing.

## B. The Score of On Line Examination:-






The score will be obtained by adopting the following procedure:-

- (i) Number of questions answered correctly by a candidate in each objective test is considered for arriving at the corrected score.
- (ii) The corrected score so obtained by a candidate are made equivalent to take care of the minor difference in difficulty level, if any, in each of the objective test/s held in the different sessions to arrive at the **Equated Score\***.
- (iii) \* **Scores** obtained by the candidate on any test are equated to the base form by considering the distribution of the score/s of all the forms.
- (iv) Sample questions will be made available to the candidates in the Mock Test link. The questions given in the mock test are illustrative and not exhaustive. The Actual questions in the CET can be of higher difficulty level or types and questions on the types not mentioned.

## 15. On Line Examination:

### A. Details of the On-Line Examination Pattern

- The examination will be conducted on-line mode i.e. on a computer.
- The Test will be provided in **English and Marathi**.
- All the questions will have multiple choices. Out of the Four options/ answers to the question only one will be the correct answer. The candidate has to select the most appropriate answer and ‘mouse click’ the alternative which he/she feels appropriate/correct. The alternative /option that is clicked on will be treated as the answer to that question. Answer to any question will be considered for final evaluation. Only when candidate has submitted the answers by clicking on “Save and Next” or “Mark for Review and Next”.
- The clock has been set at the server and the countdown timer at the top right corner of your screen will display the time remaining for you to complete the Examination. When the clock runs out the Examination by default- candidate is not required to submit his/her examination.
- The question palette at the right of the screen shows one of the following statuses of each of the questions numbers:

-  You have not visited the question yet.
-  You have not answered the question.
-  You have answered the question.
-  You have NOT answered the question but have marked the question for review.
-  You have answered the question but marked it for review.

The marked review status simply acts as a reminder that you have set to look at the question again. If an answer is selected for question that is marked for Review, the answer will be considered in the evaluation.

- To select a question to answer, you can do one of the following:--
  - (i) Click on the question number in the question palette at the right of your screen to go to that numbered question directly. Note that using this option **does not save your answer** to the current question.

(ii) Click on ‘**Save & Next**’ to save answer to current question and to go to the next question in sequence.

(iii) Click on ‘**Mark for Review and Next**’ to save answer to current question, mark it for review, and to go to the next question in sequence.

- To select your answer, click on one of the option buttons.
- To change your answer, click another desired option button.
- To save the answer, you **MUST** click on ‘**Save and Next**’.
- To deselect a chosen answer, click on the chosen option again or click on the **Clear Response** button.
- To mark a question for review click on **Mark for Review and Next**. If an answer is selected for a question that is Marked for Review, the answer will be considered in the final Evaluation.
- To change an answer to a question, first select the question and then click on the new answer option followed by a click on the **Save and Next** button.
- **Questions that are saved or marked for Review after answering will only be considered for evaluation.**
- Test Name(s) will be displayed on the top bar of the screen. Questions in the test can be viewed by clicking on the Test Name. The test you will view will be highlighted.
- After clicking the ‘**Save and Next**’ button on the last question for the test, you will automatically be taken to the first question of the **next test**.
- You can move the mouse cursor over the test names to view the status of the questions of the test.
- You can shuffle between test and questions anytime during the examination as per your convenience.
- The candidates are requested to follow the instructions of the TEST ADMINISTRATOR carefully. If any candidate does not follow the instructions/ rules, it would be treated as a case of misconduct/adoption of unfair means and such a candidate would be liable to debarment from appearing for the examinations for the period as decided by CET CELL.
- The candidates may ask the Test Administrator about the doubts or questions only before the commencement of the test. No query shall be entertained after the commencement of the examination.
- After the expiry of 90 minutes, the candidates will not be able to attempt any question or click their answers. The answers of the candidates would be saved automatically by the computer system even if he/she has not clicked the **Submit** button.

**B) Candidates to Note the Following things carefully:-**

- I. Candidates will not be allowed to **finally submit** unless they have exhausted the actual test time.
- II. Under no circumstances should a candidate click on any of the KEYBOARD KEYS once the examination starts as this will lock the Examination.

**16. General Instructions:**

- I. Please note the Date, Time and Venue address of the examination given in the Hall Ticket.
- II. Candidates are advised to visit the venue one day before the On-line Examination to confirm the location so that you are able to report on time (as printed on the Hall ticket) on the day of the examination. Late comers are not allowed.
- III. The Hall ticket should be brought with you to the examination venue along with your recent pass port size photograph duly pasted on it. (The photograph pasted on the Hall Ticket should preferably be the same photograph you have scanned and uploaded for filling in the on line form.)

- IV. You must scrupulously follow the instructions of the Test Administrator and CET CELL Representative/ Venue Officer at the examination venue. If you violate the instructions you will be disqualified and will be asked to leave the examination venue.
- V. No use of calculators (separate or with watch) books, or written notes, cell phones (with or without camera facility), or any other electronic device will be allowed during the examination.
- VI. Candidates should bring their Hall Ticket with their photo affixed thereon with currently valid photo identity proof in original. This is essential. Candidate should hand over the Hall Ticket to the Invigilator for verification and signature. Candidates should collect back the Hall Ticket after the examination is over and ensure safe custody of the Hall Ticket since it will be required at the time of admission.
- VII. Your responses (answers) will be analyzed with other candidates to detect patterns of similarity of right and wrong answers. If in the analytical procedure adopted in the regard, it is inferred/ concluded that the responses have been shared and scores obtained are not genuine/valid, your candidature may be cancelled. Any candidate who is found copying or receiving or giving assistance or engaging in any behavior unbecoming of a candidate will not be considered or assessment. The CET CELL may take further action against such candidates as deemed fit by it.
- VIII. Candidate should bring with him/her a ball point pen. A sheet of paper will be provided which can be used by the candidate for rough work or taking down the question number you would like to review at the end of the test before submitting your answers. After the test is over you **MUST HAND OVER THIS SHEET** of paper to the Test Administrator before leaving the venue.
- IX. The possibility of occurrence of some problem in the administration of the examination cannot be ruled out completely which may impact test delivery and/or result from being generated. In that event, every effort will be made to rectify such problem, which may include movement of candidates, delay in test. Conduct of a re-examination is at the absolute discretion of the Test Conducting Body. Candidates will not have any claim for the re-test. Candidates not willing to move or not willing to participate in the delayed process of the test delivery shall be summarily rejected from the process.
- X. If the examination is held in more than One Session, the scores across various sessions will be equated to adjust for slight differences in difficulty level of different test batteries used across sessions. More than one session are required if the nodes capacity is less or some technical disruption takes place at any centre or for any candidate.
- XI. Anyone found to be disclosing, publishing, reproducing, transmitting, storing or facilitating transmission and storage of test contents in any form or any information therein in whole or part thereof or by any means verbal or written, electronic or mechanical or taking away the papers supplied in the examination hall or found to be unauthorized possession of test content is likely to be prosecuted.
- XII. Instances for providing incorrect information and or process violation by the candidate detected at any stage of the Admission process will lead to disqualification of the candidate from the selection process. And he she will not be allowed to appear in any admission process in the future. If such instances go undetected during the current Admission Process but are detected subsequently, such disqualification will take place with retrospective effect.

#### **17. Important Points to Remember:**

**You are advised to bring with you:**

- a) **Hall ticket with affixed Photo and valid Photo ID card in ORIGINAL**
- b) **Original Proof for Change in name if any**
- c) **One ball point Pen.**

#### **18. Other Guidelines**

- (i) Applicants are advised in their own interest to apply on-line much before the closing date and not to wait till the last date to avoid the possibility of disconnection/inability/failure to log on to the website on account of heavy load on internet/website. DHE/CET CELL takes no responsibility for applicants not being able to submit their applications online within the last date on account of aforesaid reasons or for any other reason beyond the control of the DHE/CET CELL.
- (ii) Any information submitted by an applicant in his/her application shall be binding on the applicant personally and he/she shall be liable for prosecution/ civil consequences in case the information/details furnished by him/her are found to be false at a later stage.
- (iii) DHE shall not be responsible for any application made/ wrong information provided by an unauthorized person/institution. Applicants are advised not to share/mention their application details with/to anyone.
- (iv) Candidates are advised to download and read the detailed guidelines for filling in online application.
- (v) In no case the request for change of venue, centre, time slot will be entertained.
- (vi) Candidates are directed to carry original Photo ID proof like, Aadhar Card, Pan Card, Driving License, Latest College ID at the CET centre, failing to produce the same will disqualify the candidate and will not be allowed to appear for the examination.
- (vii) Candidates are advised to go through the detailed admission rules of the CET Examination they are going to appear before filling in the Form.**

# Annexure I

## **21. SCRIBE DECLARATION FORM**

The visually impaired candidates and candidates whose writing speed is adversely affected permanently for any reason can use their own scribe at their cost during the On-Line Examination. In all such cases where a scribe is used, the following rules will apply:

- Please ensure you are eligible to use a scribe as per the Government of India rules governing the recruitment of Persons with Disabilities.
- The candidate will have to arrange his/her own scribe at his/her own cost.
- The scribe arranged by the candidate should not be a candidate for the same examination .If violation of the above is detected at any stage of the process, candidature of both the candidate and the scribe will be cancelled.
- A person acting as a scribe for one candidate cannot be a scribe for another candidate.
- The scribe may be from any Academic Stream.
- Both the candidate as well as scribe will have to give a suitable undertaking confirming that the scribe fulfils all the stipulated eligibility criteria for a scribe mentioned above. Further in case it later transpires that he/she did not fulfil any laid down eligibility criteria or suppressed material facts the candidature of the applicant will stand cancelled, irrespective of the result of the online examination.
- Those candidates who use a scribe shall be eligible for compensatory time of 20 minutes for every hour of the examination or as otherwise advised.

**Visually Impaired candidates under Blind/Low Vision, who use scribe, may skip the non verbal questions and questions on Table/Graph, if any. The candidates will be awarded marks for such Section based on the overall average obtained in other Sections of the respective Test.**

Please fill up the **DECLARATION given below** and submit along with the Hall Ticket.

\_\_\_\_\_  
We, the undersigned, Shri/Smt/Kum. \_\_\_\_\_  
**eligible candidate** for the **MAH-M.Ed. CET-2025** examination  
AND  
Shri/Smt/Kum. \_\_\_\_\_ **eligible writer (scribe)** for the eligible  
candidate, do hereby declare that :

1. The scribe is identified by the candidate at his/her own cost and as per own choice. The candidate is **visually impaired** or **his/her writing speed is adversely affected permanently** and s/he needs a writer (scribe) as permissible under the Government of India rules governing the recruitment/Admission of Physically Challenged persons.
2. As per the rules, the candidate availing services of a scribe is eligible for compensatory time of 20 minutes for every hour of the Examination.
3. In view of the importance of the time element and the examination being of a competitive nature, the candidate undertakes to fully satisfy the Medical Officer of the Organization that there was necessity for use of a scribe as his/her writing speed is affected by the disabilities mentioned in Paragraph '1' above.
4. In view of the fact that multiple appearance / attendance in the examination are not permitted, the candidate undertakes that he/she has not appeared / attended the examination more than once and that the scribe arranged by him/her is not a candidate for the examination. If violation

of the above is detected at any stage of the process, candidature of both the candidate and the scribe will be cancelled.

5. We hereby declare that all the above statements made by us are true and correct to the best of our knowledge and belief. We also understand that in case it is detected at any stage of Admission that we do not fulfil the eligibility norms and/or that the information furnished by us is incorrect/false or that we have suppressed any material fact(s), the candidature of the applicant will stand cancelled, irrespective of the result of the examination. If any of these shortcoming(s) is/are detected even after the candidate's Admission, his/her admission is liable to be terminated. In such circumstances, both signatories will be liable to criminal prosecution

I, \_\_\_\_\_ (Scribe), am not a candidate for **MAH-M.Ed.-2025 CET Examination.**

I undertake solemnly that I on my own will not answer any question. I have been given to understand that if any such behaviour is observed by the Invigilators, it will result in cancellation of the candidature of the candidate for who I am working as Scribe.

**Given under our signature and contact details:-**

**Signature of the Scribe Candidate**

**Signature of the Candidate**

**Roll No.:-**-----

**Registration No.:-**-----

**Postal Address of the Scribe Candidate**

**Postal Address of the Candidate**

**Mobile No. of the Scribe Candidate**

**Mobile No. of the Candidate**

**Landline No. of the Scribe Candidate**

**Landline No. of the Candidate**

\_\_\_\_\_  
**Signature of Invigilator**

**Affix Photograph  
of the Scribe  
Here.**

**Note:- Scribe candidates are advised to take a print out of the page No 22-23 and fill it up take along with them by affixing their photo and enclosing necessary documents to the form and submit it to Venue Officer at the CET Test Centre.**



## How to fill up MAH- M.Ed. CET-2025 Form

First candidate should download and read the Information Brochure carefully and then Scan Photo and Signature separately as per the directions given in the Information Brochure and save it on your PC's Desktop, and then follow the following steps. Candidate should be careful to upload photo in place of photo and signature in place of signature.

Step 1 : Go to website : <https://cetcell.mahacet.org/> & [www.mahacet.org](http://www.mahacet.org)

Step 2 Click on link : **Registration**

Step 4. Register yourself by filling in the details.

Step 5. Already registered candidates should: Login in by filling in details for “Already Registered Candidates”

Step 6. Validate your filled in details

Step 7. Save and Submit form

Step 8 Take print out of the Form.

Step 09. If you have any problem: kindly raise the ticket through Ticketing System.

### **FOR EDITING THE REGISTRATION FORM CANDIDATE SHOULD FOLLOW:-**

1. If candidate want to change the details filled in Registration form, then candidate should “log-Out” the on line application form & “Sign-In” again by entering the Registered E-Mail-ID & Password .
2. The home page will appear mentioning the link of all the courses.
3. An the top corner of the right side, the “Edit Profile” button is provided. Once you click on the “Edit Profile” button, candidate will be able to edit the Registration form.
4. After changing the details in registration form, candidate should Sign-Out by clicking on the Sign- Out Button.
5. After editing the “Registration form”, candidate should Sign-In again by entering the Registered E-Mail-ID & Password. After Sign-In, the home page will appear mentioning the link of all the courses. Candidate should click on the Course link Button by clicking it. Now the candidate will be able to complete the form by entering the details & paying payments.

In case of Emergency call on 07969134401 & 07969134402 during Office Hours from 10:00 AM to 06:00 PM on all working days.

Toll Free Number : 18002090191

Toll Free Number:- 18002090191